


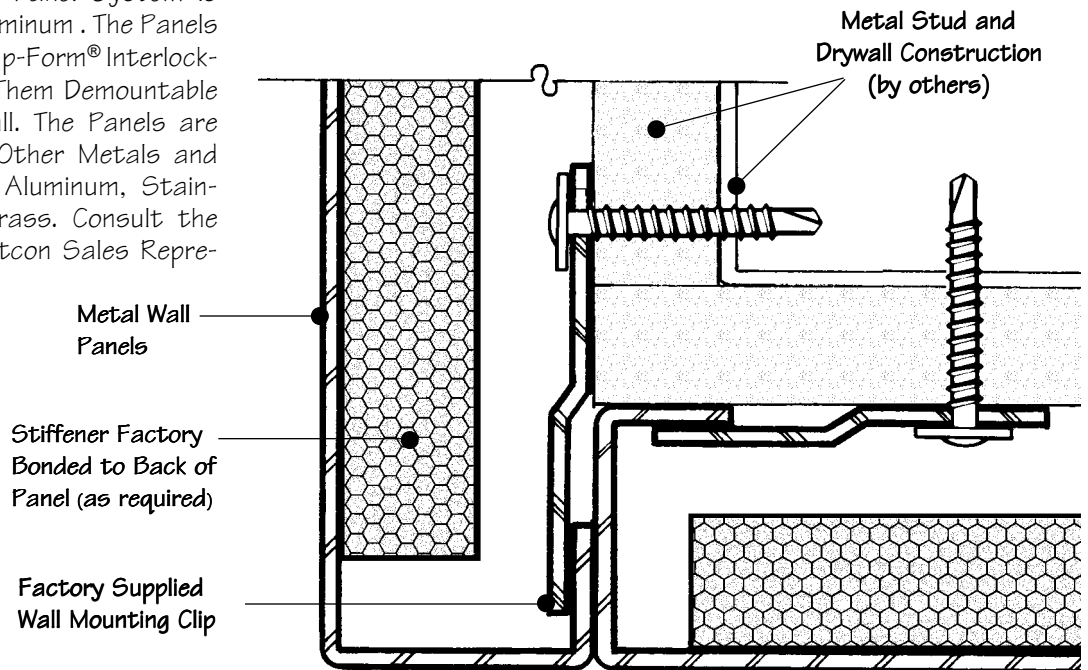
**Series 1100**

# Series 1100 Details



Shown Above is a Typical Elevator Lobby Installation.

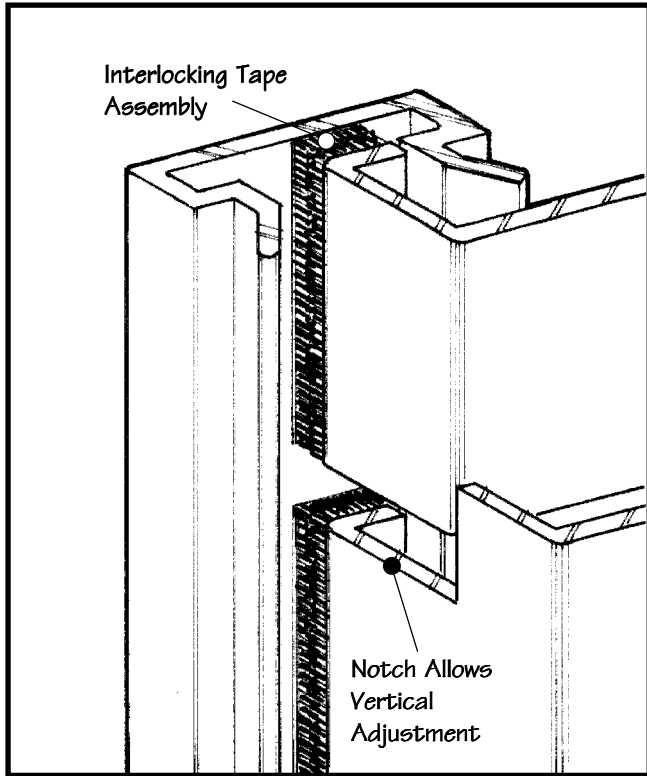
Our Standard Metal Wall Panel System is Provided in .090" Thick Aluminum. The Panels are Installed Using the Snap-Form® Interlocking Tape System, Making Them Demountable as Well as Easy to Install. The Panels are Available in a Variety of Other Metals and Finishes, Including Painted Aluminum, Stainless Steel, and Muntz Brass. Consult the Factory or Your Local Pittcon Sales Representative for Details.



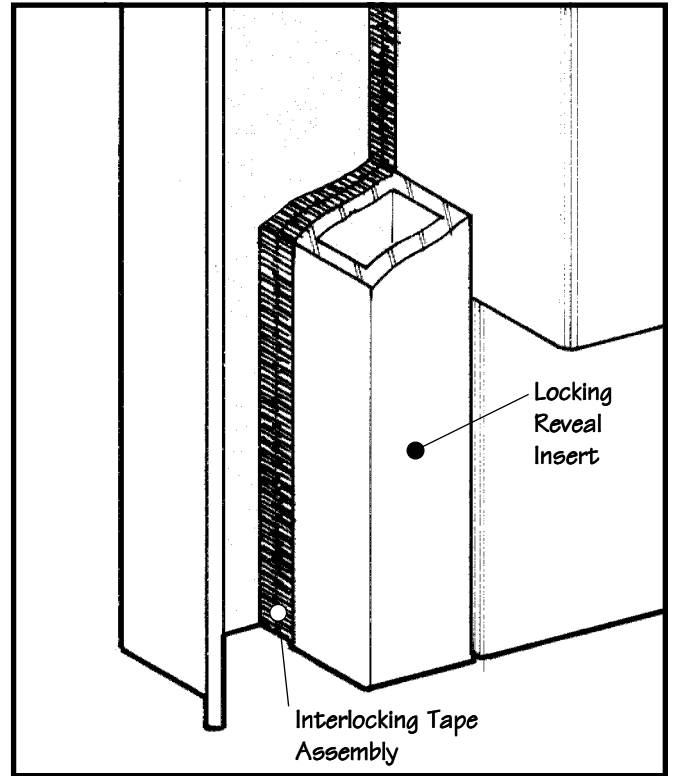
Shown at Right are Full Scale Representations of Typical Wall Panel Mounting Conditions. Optional Factory Bonded Stiffener on Back of Panels Controls Oil-Canning, Ensuring a Flat and Distortion Free Surface. Recommended on all Panels Wider than 24".

## Corner Detail

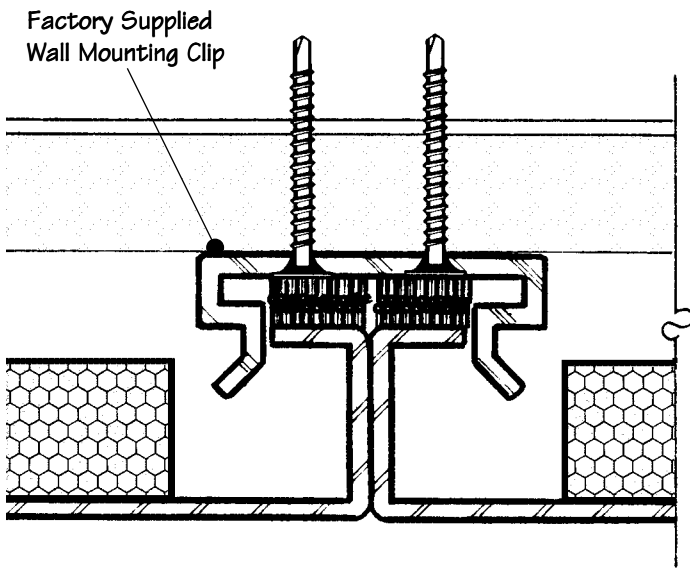
# Series 1100 Details



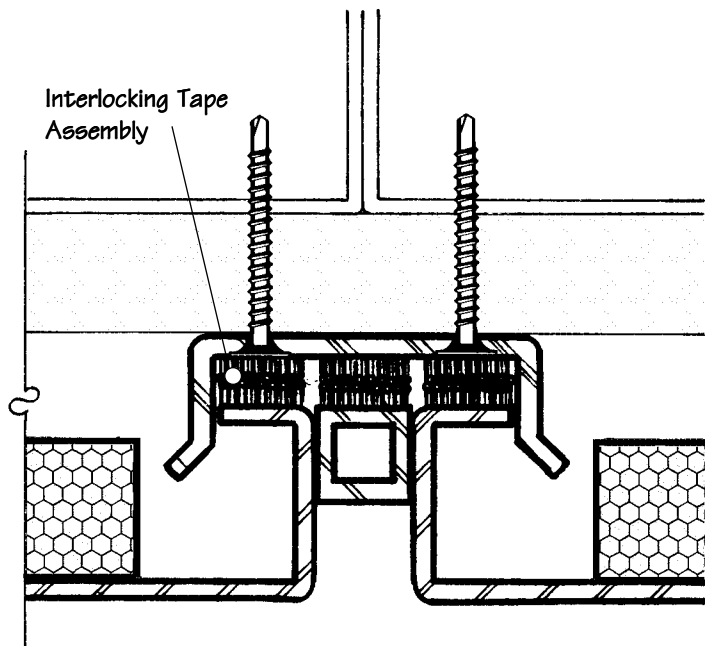
Detail of Telescoping Top Reveal. Notch Allows for Field Adjustment of Height. Also Available in Fixed Position. 1/2" Recess Typical.



Detail of Recessed Base with 1/2" Deep Reveal. All Reveals Can be Finished in Matching or Complimentary Colors. 1/2" Recess Typical.

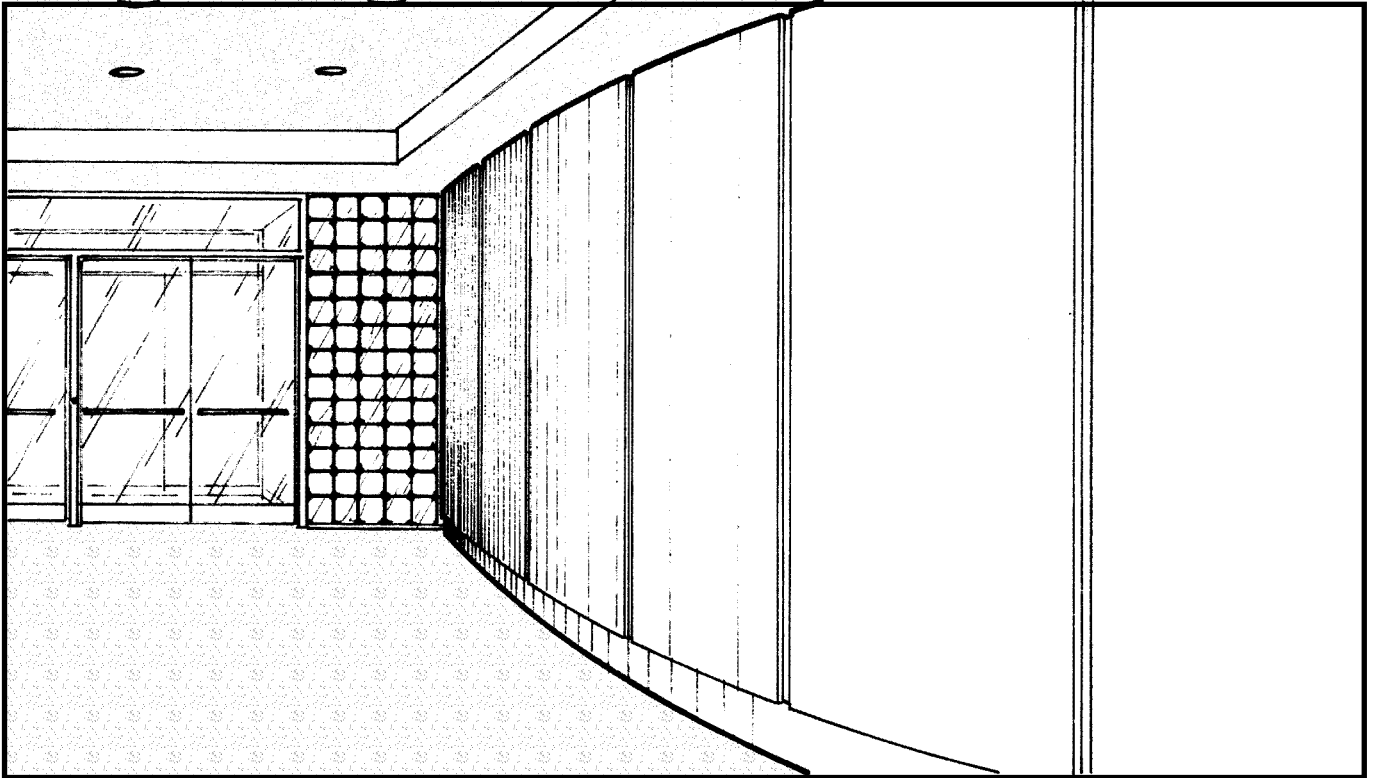


Soft 'V' Joint Detail  
(1100V)

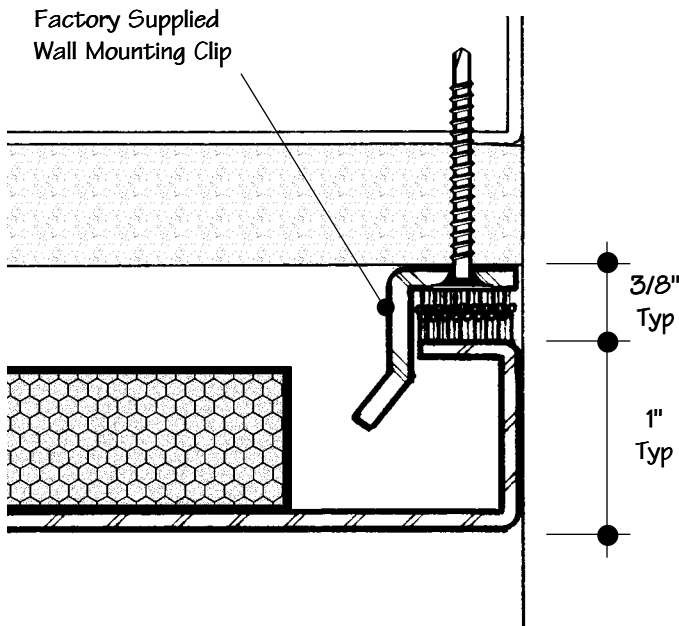


Reveal Joint Detail  
(1100R)

# Series 1100 Details & Finishes



One of the Most Important Features of the Series 1100 Wall Panel is its Ability to be Radiused. This Feature Frees the Architect or Interior Designer from the Constrictions of Conventional Wall Construction, Allowing the Design of Unique and Esthetically Pleasing Interior Schemes. Wall Panels can be Curved in both Directions, Either Convex or Concave, Making Serpentine Walls Possible. Contact the Factory or Your Local Pittcon Representative for Further Details.



Adjoining Wall Detail

## Material & Finishes

Some of the finishes available are:

### Aluminum in .090" thickness (2.3 mm)

- Painted in a high gloss polyurethane finish
- Painted in a Megaflon® fluoropolymer finish
- Clear satin anodized finish
- Light, medium, or dark bronze Duranodic finish

### Stainless Steel in 16ga thickness (1.6 mm)

- Brushed to a #4 finish
- Polished to a #8 finish
- Rigid-Tex® Textured finishes
- Prismatic® Colored finishes

### Muntz Brass in 14ga thickness (1.6 mm)

(Factory clearcoat available for an additional charge.)

- Brushed to a #4 finish
- Polished to a #8 finish

Other materials and thicknesses are available as options. Finishes meet or exceed AAMA standards for scratches or blemishes.


Megaflon® is a registered trademark of Keeler and Long, Inc.  
Rigid-Tex® is a registered trademark of Rigidized Metals Corp.  
Prismatic® is a registered trademark of B & M Finishers, Inc.

# Series 1100 Details

## Acoustical Wall Panel System featuring

**SoundTex™**

Thin Acoustical Non-Woven Backer



Shown Above is Our Acoustical Metal Wall Panel System in .090" Thick Aluminum. The Panels are Perforated and Come Backed with a Sound Dampening Material. This System is Ideal for Those Applications Where Decorative and Acoustical Features Need to be Combined, such as Auditoriums and Gymnasiums. 1" Thick Fiberglass Backing may be Substituted in Lieu of SoundTex upon Request. The Panels are Available in the Same Finishes as Our Standard Metal Wall Panels.

**SoundTex™**

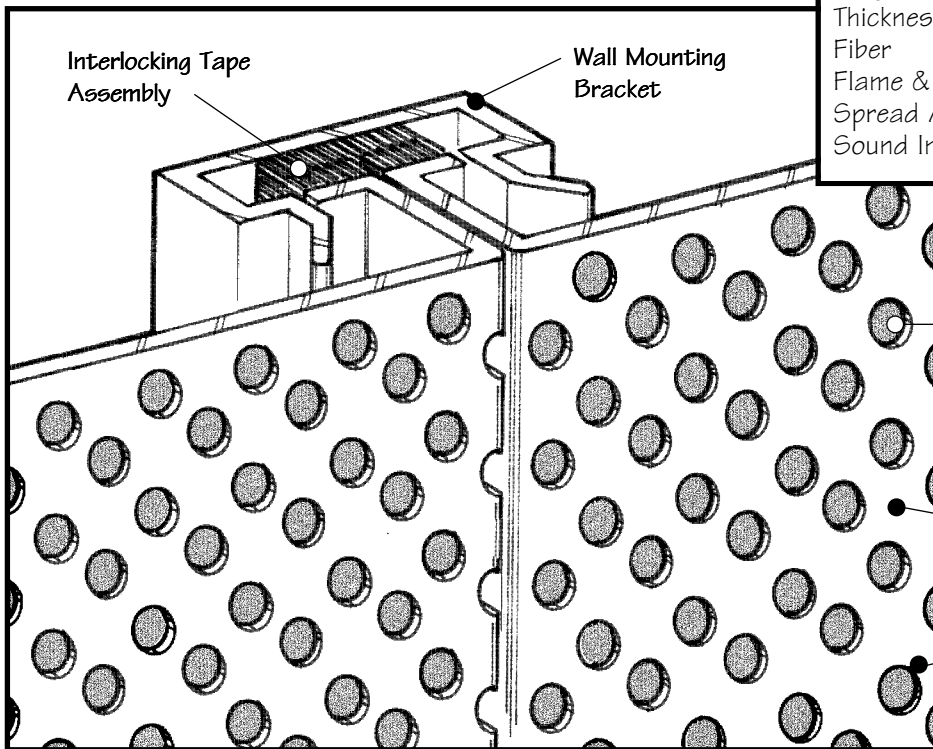
SoundTex is a Thin Nonwoven Material that Permits Perforated Panels to Absorb Sound While Offering a Number of Economic and Environmental Advantages over Comparable Fiberglass Matting Products. SoundTex Bonds Directly to the Back of the Perforated Panels, Adding Sound Absorption Properties with Minimal Weight Addition. Specify Pittcon Series 1100 Acoustical Wall Panels with SoundTex Backing for the Most Advanced and Economical Solution to Your Acoustical Needs.

Note: Sound Absorption may Vary with Installation Configuration.

### SoundTex Specifications

Weight	61g/M <sup>2</sup>
Thickness	0.008"
Fiber	Cellulose/Glass
Flame & Smoke Spread ASTM-E84	Class A
Sound Impedance	190 N <sub>s</sub> /M <sup>3</sup>

SoundTex is a trademark of Freudenberg Nonwovens



## Acoustical Wall Panel Detail

# Series 1100 Metal Wall Panel Specifications

## Section 05700 Ornamental Metal Fabrications

Job Name: *Specify*

### SAMPLE SPECIFICATION

#### Part 1 - General

##### 1.01 Description of work

A. Furnish all material necessary for a complete installation of the SERIES 1100 Wall Panel system. All Wall Panel sections to be self-aligning, positive interlock, without exposed fasteners or supports.

##### 1.02 Submittals

A. Submit complete shop drawings detailing quantities, sizes, finish, configurations, and wall attachment methods.

B. Submit product literature, specifications, information, and installation instructions.

##### 1.03 Quality Assurance

A. Manufacturer to have a minimum of ten years experience in the manufacturing of ornamental metal fabrications.

B. Manufacturer to inspect all aspects of the product to ensure that specifications have been met, and that they comply with approved shop drawings.

C. Manufacturer shall issue a one year limited warranty ensuring product against defects in workmanship and materials.

#### Part 2 - Products

##### 2.01 Acceptable Manufacturers:

###### Pittcon Industries

6409 Rhode Island Ave.

Riverdale, MD 20737

###### Pittcon Industries

3330 W. Flower Street

Phoenix, Arizona 85017

##### 2.02 Materials

A. Wall Panels shall be brake-formed from (*Specified Material*) with (*Specified Finish*) to match architects sample.

B. All fasteners are to be concealed.

C. All perforated Acoustical Wall Panels shall incorporate SoundTex nonwoven acoustical backer 0.008" thick.

##### 2.03 Fabrication

A. Wall Panels shall be brake-formed to specific dimensions and tolerances, and accurately formed to configuration shown on drawings.

B. Wall Panels shall be fabricated in divided individual sections attached with a demountable interlock joint.

C. Wall Panel sections shall be fabricated in single width units of 4' where required.

#### Part 3 - Execution

##### 3.01 Inspection & Installation

A. Contractor to inspect Wall Panels upon receipt to ensure that no damage has occurred during shipment.

B. Wall Panels to be correctly oriented and installed in accordance with manufacturer's shop drawings and installation instructions to ensure proper installation.

C. Wall Panels to be erected plumb and level.

##### 3.02 Cleaning & Protection

A. Contractor to remove protective material supplied by Wall Panel manufacturer.

B. Contractor to clean all visible surfaces after installation.

C. Contractor to protect Wall Panels from damage by other trades.

**Pittcon Industries** Division Pittcon Architectural Metals, LLC

6409 Rhode Island Avenue

Riverdale, Maryland 20737

(800) 637-7638 , (301) 927-1000

Fax: (301) 699-8690

3330 W. Flower Street

Phoenix, Arizona 85017

(800) 637-7638 , (602) 233-9100

Fax: (602) 233-9400

Fabricated with Pride in



Riverdale, Maryland-U.S.A.